

Discover Single Crochet Skinny Scarf

Supplies

- Caron International's Simply Soft (100% Acrylic): 85 g/3 oz.) or in Canada Bernat Super Value (100% Acrylic): 197 g/7 oz.)
- 1 ball 04111 (Denim Mist Heather)
- Size U.S. H or 8 (5 mm) crochet hook or size needed to obtain gauge.
- Gauge 13 single crochet and 14 rows = 4" [10 cm].



BEGINNER



MEDIUM



Measurements

Approx 4" x 68" (10 x 173 cm)

Tip

The long skinny scarf is the easiest and most versatile accessory. So fun to crochet, you can make one in several colors.

Abbreviations:

beg = beginning
ch = chain stitch
rep = repeat
rs = right side
sc = single crochet
yoh = yarn over hook

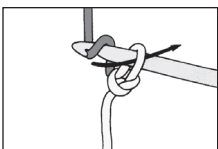
Instructions

Chain (ch) 14.

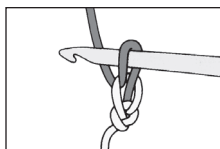
1st row: Right side (rs). 1 single crochet (sc) in 2nd chain from hook. 1 single crochet in each chain across. Turn. 13 single crochet in total.

2nd row: Chain (ch) 1. 1 single crochet in each single crochet from previous row. Turn. Repeat last row until work from beginning (beg) measures 68" (173 cm) long. Fasten off.

Chain Stitch (ch)

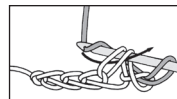


1 Yarn over hook (yoh) and draw the yarn through to form a new loop without tightening up the previous one.

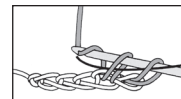


2 Repeat to form as many chains (ch) as required. Do not count the slip knot as a stitch.

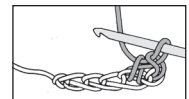
Single Crochet (sc)



1 Insert the hook into the work [2nd chain (ch) from hook on starting chain], *yarn over hook (yoh) and draw yarn through the work only.



2 Yarn over hook (yoh) again and draw the yarn through both loops on the hook.



3 1 single crochet (sc) made. Insert hook into next chain: repeat (rep) from * in step 1.

Fasten Off



Fasten off by cutting working yarn approx 6" (15 cm) long and draw this end through last loop. Pull tightly to secure.